

If you're not asking
for Termidor®,
you're asking
for trouble.



Why should you insist on Termidor?

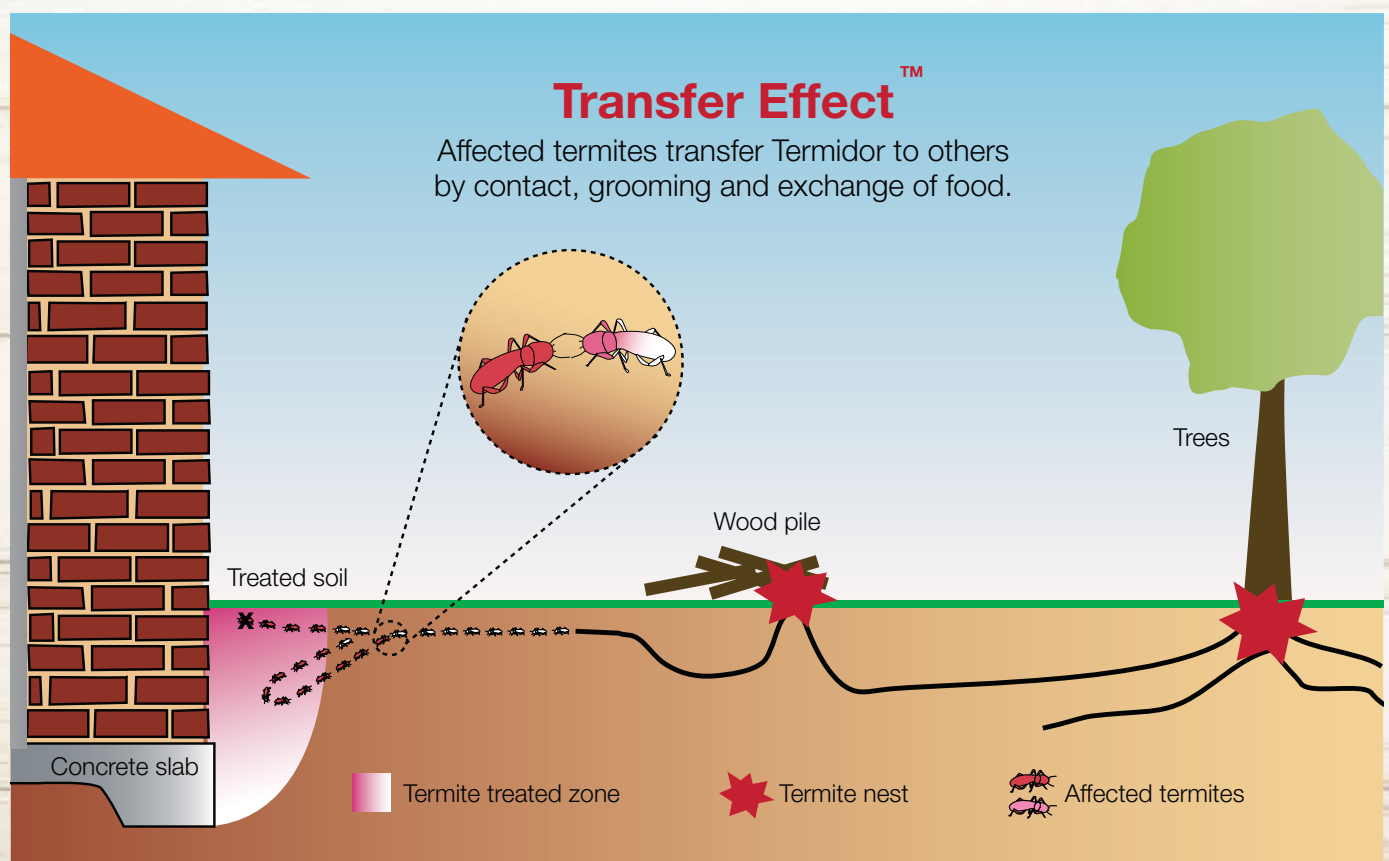
Over 275,000 homeowners for the past 10 years have been satisfied with Termidor protecting their homes, without a single product failure. That is why it comes with an eight year warranty and is Australia's number one trusted brand for termite control.

Its success is due to the following:

- The unique Transfer Effect™ takes advantage of the social behaviours of termites living and feeding in large colonies where they are in constant contact.
- When a single termite comes into contact with **Termidor**, it will unknowingly transfer it back to the colony on its body, including every termite it contacts on the way, thus infecting termites that have not even been near the **Termidor** treated zone. This is the "Transfer Effect" and a key reason why no other termiticide performs as well as **Termidor**.
- Termites can't detect **Termidor** due to its innovative non-repellent technology, so they can pick up a lethal dose while foraging in treated areas. As a result it works quicker and faster.

Problems with other termite management technologies:

- **Repellent technology** – applied as a barrier, it is designed to keep the termites away instead of controlling them.
 - Success is dependent on the barrier being 100% complete without gaps, which is almost impossible to achieve.
 - Termites may still be able to actively seek gaps in the barrier until they find a way through.
- **Alternative non-repellents** – **Termidor** has superior soil binding and transfer characteristics when compared to competitor products.
- **Baiting systems** – rely on attracting termites to the bait stations before being fed bait.
 - Control may take many months to occur while they continue to damage your home.



Termidor versus generics

Homeowners should be aware of being offered cheaper alternatives that claim to perform the same as Termidor, when this is simply not true.

Other products have the possibility of leaving untreated gaps in the soil that would provide termites access to attack your home.

An independent accredited laboratory tested the key chemical properties of generic products against **Termidor**. It proved that 6 of the 8 properties found in the generic products were inferior to **Termidor**. One particular property, which impacts how evenly the product moves through the soil, was out by a factor of 50. Watch our video online that demonstrates this.

Termidor consists of a number of carefully selected and individually optimised ingredients to ensure a high quality product, which has a significant influence on the overall performance. Paying for a superior performance gives you peace of mind that your most valuable asset, your home, is not at risk.

Remember...there is only one Termidor. The original and the best.

For more information on **Termidor** vs generic alternatives view the video at termidor.com.au





- ✓ **Unique Transfer Effect™ for unequalled termite control**
- ✓ **Fast elimination of termite activity**
- ✓ **No effect on soil micro-organisms, earth worms and plants**
- ✓ **Low dose – non-repellent – water based**
- ✓ **Long-term residual control**
- ✓ **Registered for use in all domestic and commercial situations**

What's involved?

Getting your home treated with Termidor usually takes less than a day and may involve the following:

1. A licensed and certified pest control professional will conduct a thorough inspection of your property – should termites be found a treatment with Termidor Dry or Termidor Foam will be required to quickly stop activity within your home.
2. A trench will be dug around your home which will extend down to the foundations.
3. **Termidor** will be applied as the soil is back filled.
4. Holes are drilled through slabs and paths, or the concrete is cut away to treat the ground beneath.
5. Pavers, if present, may be lifted, the soil treated underneath and the pavers re-laid.
6. Some soils, such as heavy clays, may be removed and replaced with a sandy loam before treatment.
7. A follow-up visit by your pest control professional. Any responsible termite treatment should include this.
8. Ongoing inspections of your home and surrounds at least every 12 months, and more frequently in high risk situations, are recommended.

Please note, tradesmen such as plumbers, electricians and even telephone technicians installing underground lines can open up access areas for termites. Tree roots growing up to your foundations and new garden beds against the house can also provide access for hungry termites.





To learn more about termites in your home or business, view our online educational video at **termitetest.com.au** and Take the Termite Test.



Pest Control Professional details here:

To find your nearest Accredited Termidor Applicator, visit termidor.com.au
Termidor should only be applied by a licensed and certified pest control professional.

For technical advice and product information, email support@termidor.com.au or visit www.termidor.com.au